



Daughter Board

P700-A / B

Pin Assignment of Pin Header

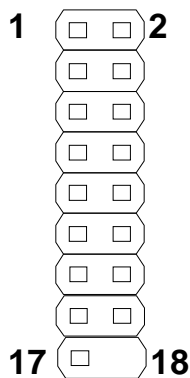
VIA Embedded Platform Division
VIA Technologies, INC

Pin Header Assignment of P700-A/B

P700- A

DVI-D Pin Header

	P/N	Vendor
Pin Header	2316S-14G-F1	Neltron Industrial Co., LTD.
Matching Cable	314T06-5001A	V-General Tech Co., LTD.
	GWD0094	VSO Electric CO., LTD



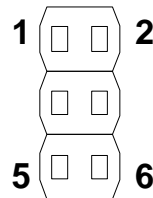
CN2			
Pin	Signal	Pin	Signal
1	GND	2	+5V
3	TX2-	4	TX0+
5	TX2+	6	TX0-
7	GND	8	GND
9	TX1-	10	TXC+
11	TX1+	12	TXC-
13	GND	14	GND
15	SPD1	16	GND
17	SPCLK1	18	KEY

Pin Header Assignment of P700-A/B

P700- B

PS/2

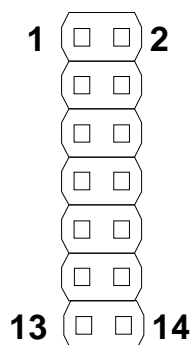
	P/N	Vendor
Ping Header	2208SM-06G-CP	Neltron Industrial Co., LTD.
Matching Cable	RCA-L0108-003A-LF	Neltron Industrial Co., LTD.
	312T10-5071B	V-General Tech Co., LTD.



J1			
Pin	Signal	Pin	Signal
1	A5V (+5V)	2	GND
3	KB CLK	4	KB DATA
5	MS CLK	6	MS DATA

Pin Header Assignment of P700-A/B

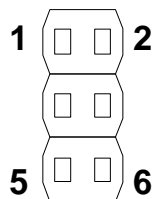
Front Panel



J2			
Pin	Signal	Pin	Signal
1	PW LED	2	HD PW
3	PW LED	4	HD LED
5	SUS LED	6	PW BN
7	+5V	8	GND
9	GND	10	RST SW
11	GPI5	12	GND
13	SPEAK BZ	14	-

Pin Header Assignment of P700-A/B

SM Bus

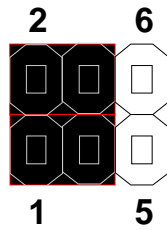


J3			
Pin	Signal	Pin	Signal
1	-	2	+5V
3	GND	4	+3V(+3.3V)
5	SMBDT	6	SMBCK

Pin Header Assignment of P700-A/B

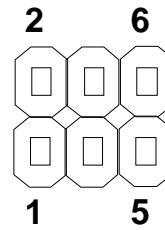
USB Port3 Option

Use USB Port3 Connector



(Default)

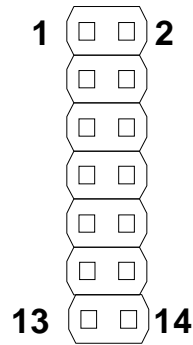
Use USB Port3 Cable



J5			
Pin	Signal	Pin	Signal
1	USBCVD3+	2	USBCVD3-
3	USB VD3+	4	USB VD3-
5	VCC USB2	6	GND

Pin Header Assignment of P700-A/B

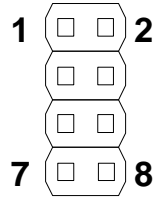
LPC Connector



CN3			
Pin	Signal	Pin	Signal
1	+3V(+3.3V)	2	-PCIRST1
3	PCLKLPC	4	LAD0
5	-LFRAME	6	LAD1
7	LAD3	8	LAD2
9	GND	10	+5V
11	SIO OSC2	12	SERIRQ
13	-LDRQ1	14	-SIOSMI

Pin Header Assignment of P700-A/B

GPIO Connector



CN6			
Pin	Signal	Pin	Signal
1	+3V(+3.3V)	2	+5V
3	GPI4	4	GPIO3
5	GPI5	6	GPIO2
7	GND	8	GND